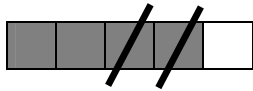



	<h1 style="margin: 0;">LES OPÉRATIONS</h1> <p style="margin: 0;">(03)</p>
---	---


- Barre le nombre de cases et complète suivant l'exemple :




$4 - 2 = 2$



$3 - 1 = 2$

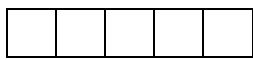


$5 - 3 = \dots$




$5 - 1 = \dots$

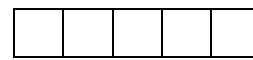
- Complète :



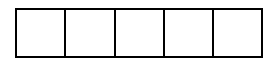
$4 - 3 = \dots$



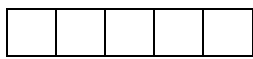
$5 - 1 = \dots$




$3 - 2 = \dots$



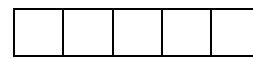
$5 - 4 = \dots$



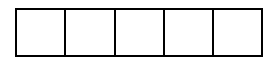
$5 - 2 = \dots$



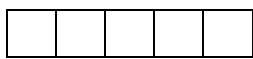
$4 - 1 = \dots$



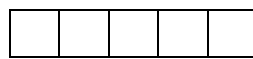
$4 - 4 = \dots$



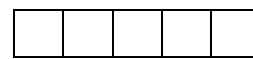
$5 - 0 = \dots$



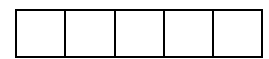
$4 - \dots = 4$



$5 - \dots = 4$



$\dots - 0 = 3$



$\dots - 3 = 2$

- Observe et complète :

$5 = 3 + 2$  ↔  $5 - 3 = 2$   
↔  $5 - 2 = 3$

$4 = 3 + 1$  ↔  $4 - \dots = 1$   
↔  $4 - \dots = 3$

$6 = 5 + 1$  ↔  $6 - \dots = 1$   
↔  $\dots - \dots = 5$

$5 = 4 + 1$  ↔  $5 - \dots = 1$   
↔  $5 - \dots = 4$

$3 = 2 + 1$  ↔  $3 - \dots = 1$   
↔  $\dots - \dots = 2$

$7 = 2 + 5$  ↔  $7 - \dots = 5$   
↔  $7 - \dots = \dots$

$5 = 5 + 0$  ↔  $5 - \dots = 0$   
↔  $5 - \dots = 5$

$4 = 2 + 2$  ↔  $4 - \dots = 2$   
↔  $4 - \dots = \dots$

$8 = 5 + 3$  ↔  $8 - \dots = 3$   
↔  $8 - \dots = \dots$

- Entoure la bonne opération :

5  
 $4 + 0$   
 **$2 + 3$**   
 $5 - 1$

4  
 $5 - 2$   
 $2 + 3$   
 $1 + 3$

5  
 $5 - 0$   
 $5 - 1$   
 $4 + 2$

3  
 $0 + 4$   
 $5 - 2$   
 $1 + 1$

5  
 $1 + 5$   
 $5 - 5$   
 $5 + 0$

Prénom : .....

Date : .....

# ÉCRITURE



# Des mots (01)

1./ Recopie les voyelles en minuscules :

a				e			
i				o			
u				y			

2./ Recopie les voyelles en majuscules :

A				E			
I				O			
U				Y			

3./ Recopie les mots suivants :

une oie			
une oasis			
un oiseau			
un yaourt			

Prénom : .....

Date : .....

# ÉCRITURE



## Des mots (03)

1./ Recopie ces lettres en minuscules :

d

b

v

w

2./ Recopie ces lettres en majuscules :

D

B

V

W

3./ Recopie les mots suivants :

le vide

un lavabo

une salade

un domino

une plume

un tablier


Prénom : .....

Date : .....

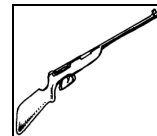
**LECTURE**

# Des IMAGES et des MOTS (06)


- Entoure chaque mot que tu sais lire, relie-les au dessin. Puis recopie chaque mot sous le dessin :




une moto



**un lavabo**



un ananas




un fusil


**un lavabo**




un escargot



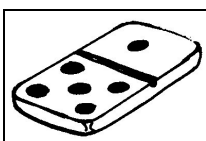
la lune



un pirate



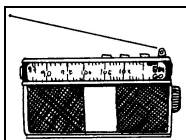
un canard



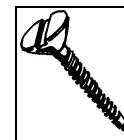
une vis



une gomme



une cloche



un domino



un panier



une radio


Prénom : .....

Date : .....

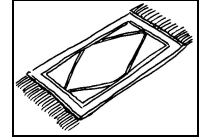
**LECTURE**

# Des IMAGES et des MOTS (07)


- Entoure chaque mot que tu sais lire, relie-les au dessin. Puis recopie chaque mot sous le dessin :



*un garage*




*un tapis*




*une locomotive*



*une valise*




*une pomme*




*une usine*



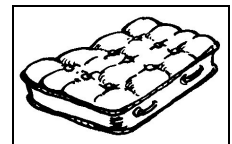
*un vélo*




*un robot*



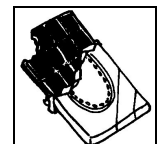
*une pile*



*une salade*



*du chocolat*



*une robe*



*un matelas*



*une luge*


Prénom : .....

Date : .....


<b>LECTURE</b>	<h1>Des LETTRES et des MOTS <small>(07)</small></h1>
----------------	--

A	B	C	D	E	F	G	H	I	J	K	L	M
N	O	P	Q	R	S	T	U	V	W	X	Y	Z
a	b	c	d	e	f	g	h	i	j	k	l	m
n	o	p	q	r	s	t	u	v	w	x	y	z


- Complète avec les lettres manquantes (1 lettre par mot):




UN B . LAI




UNE SA . ADE




D . X




UNE GUI . ARE



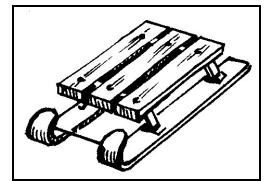
un m . r




un bé . é



une cor . e



une l . ge




une é . ée




une boug . e




une . ontre



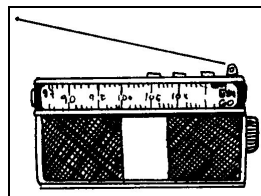
une car . tte




UN . APIN




DU . EU



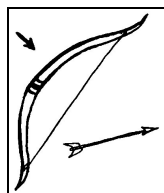
UNE RA . IO




UNE MOT .




des . illes



un a . c



une ch . mise

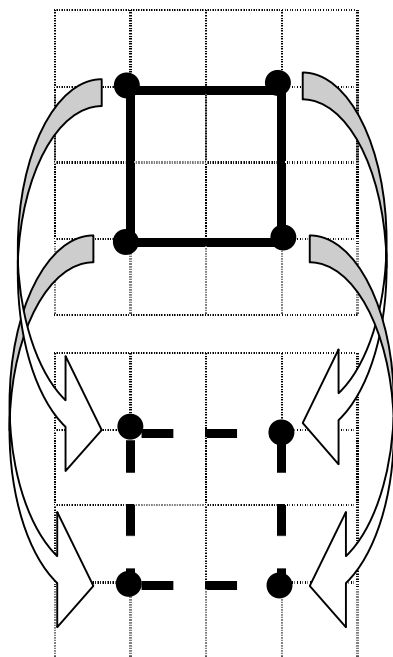


un . élo

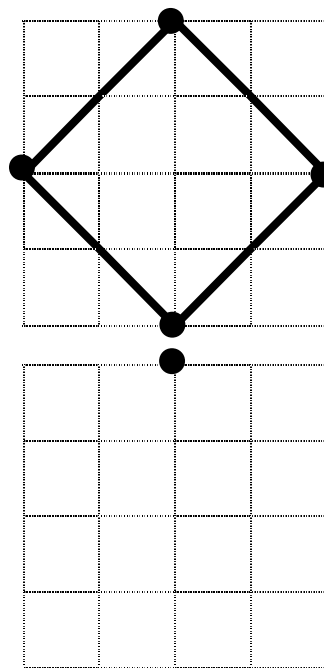
**REPRODUIRE**

**REPRODUIRE** (0A)

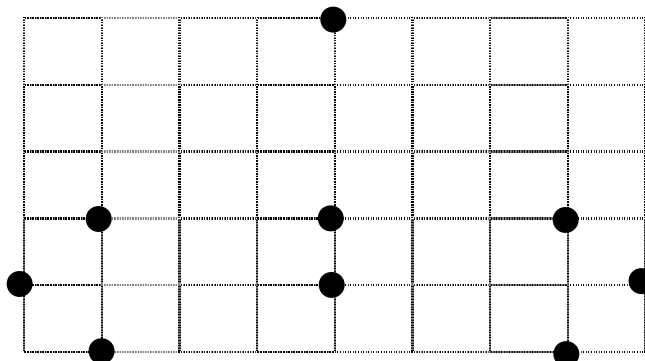
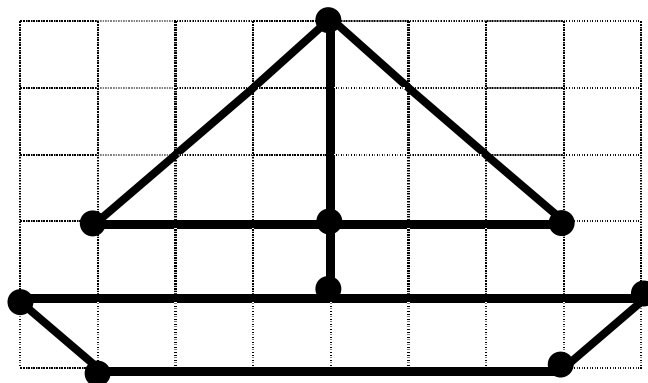
- Le carré est reproduit sur le quadrillage du bas.



- Place sur le quadrillage du bas les points nécessaires pour reproduire le dessin du haut :



- Reproduis ce bateau, puis colorie :



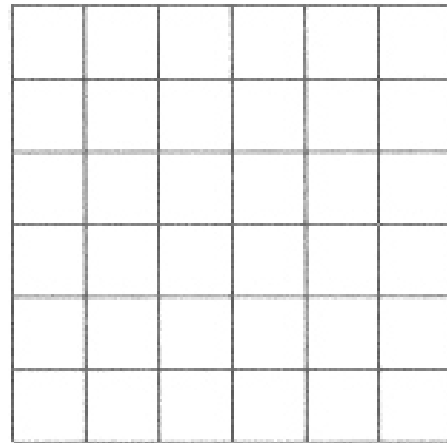
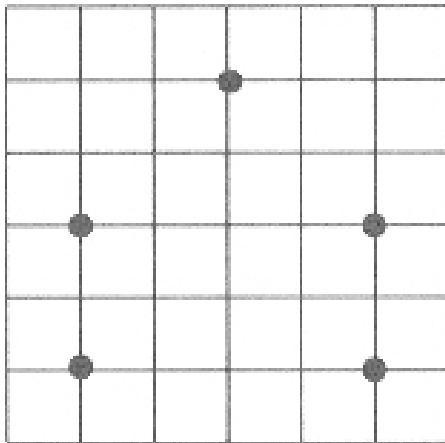
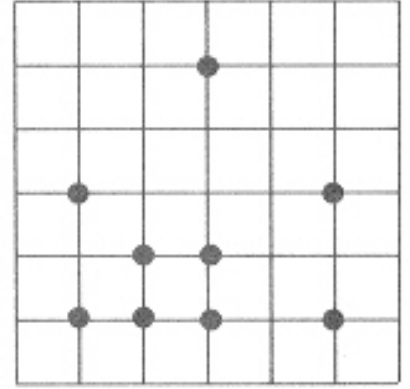
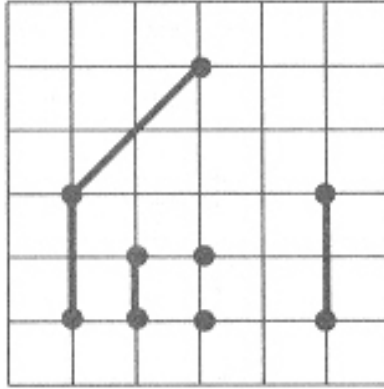
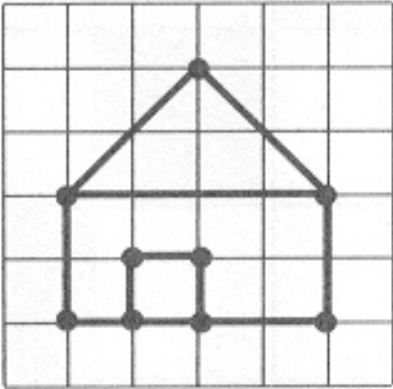
Prénom : .....

Date : .....

**REPRODUIRE**

**REPRODUIRE** (08)

- Reproduis la maison sur tous les quadrillages :



- Reproduis le sapin :

