

Prénom : .....

Date : .....

**COMPTER**

# Je compte jusqu'à... 10 (20)



0



1



2



3



4



5



6



7



8



9



10

- Complète ou enlève des éléments pour obtenir 10 formes dans chaque collection :

		10
--	--	----

		10
--	--	----

		10
--	--	----

		10
--	--	----

		10
--	--	----

		10
--	--	----

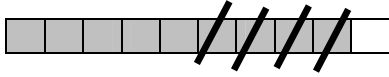
		10
--	--	----

		10
--	--	----

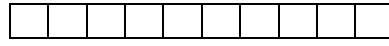
		10
--	--	----

	<h1 style="margin: 0;">LES OPÉRATIONS</h1> <p style="margin: 0;">(06)</p>
---	---

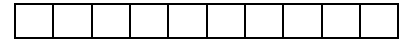
• Colorie, barre et complète suivant l'exemple :



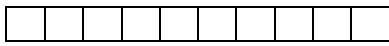
**9 - 4 = 5**



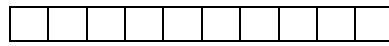
10 - 5 = ...



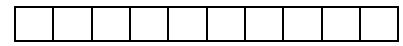
9 - 7 = ...



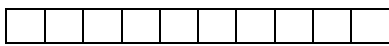
8 - 6 = ...



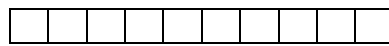
10 - 9 = ...



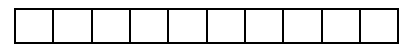
7 - 7 = ...



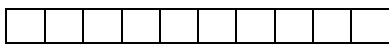
10 - 4 = ...



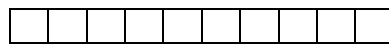
10 - 2 = ...



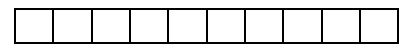
9 - 2 = ...



10 - ... = 9



9 - ... = 3



..... - 5 = 5


• Observe et complète :

<b>10 = 9 + 1</b>	↙ <b>10 - 9 = 1</b> ↘ <b>10 - 1 = 9</b>
10 = 6 + 4	↙ 10 - ... = 4 ↘ 10 - ... = 6
9 = 6 + 3	↙ 9 - ... = 3 ↘ ... - ... = 6

9 = 7 + 2	↙ 9 - ... = 2 ↘ 9 - ... = 7
8 = 2 + 6	↙ 8 - ... = 6 ↘ ... - ... = 2
9 = 1 + 8	↙ 9 - ... = 8 ↘ 9 - ... = ...


10 = 7 + 3	↙ 10 - ... = 3 ↘ 10 - ... = 7
10 = 8 + 2	↙ 10 - ... = 2 ↘ 10 - ... = ...
8 = 0 + 8	↙ 8 - ... = 8 ↘ 8 - ... = ...

• Complète suivant les exemples :



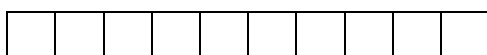
**6 + 3 = 9**

$$\begin{array}{r} 6 \\ + 3 \\ \hline 9 \end{array}$$



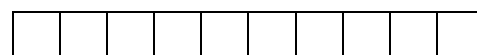
**9 - 6 = 3**

$$\begin{array}{r} 9 \\ - 6 \\ \hline 3 \end{array}$$



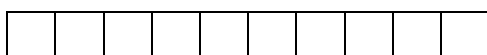
3 + 7 = .....

$$\begin{array}{r} 3 \\ + \dots \\ \hline \dots \end{array}$$



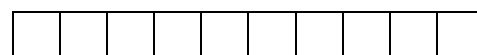
8 - 3 = ...

$$\begin{array}{r} \dots \\ - 3 \\ \hline \dots \end{array}$$



5 + ... = 10

$$\begin{array}{r} 5 \\ + \dots \\ \hline \dots \end{array}$$



10 - ... = 7

$$\begin{array}{r} \dots \\ - \dots \\ \hline \dots \end{array}$$


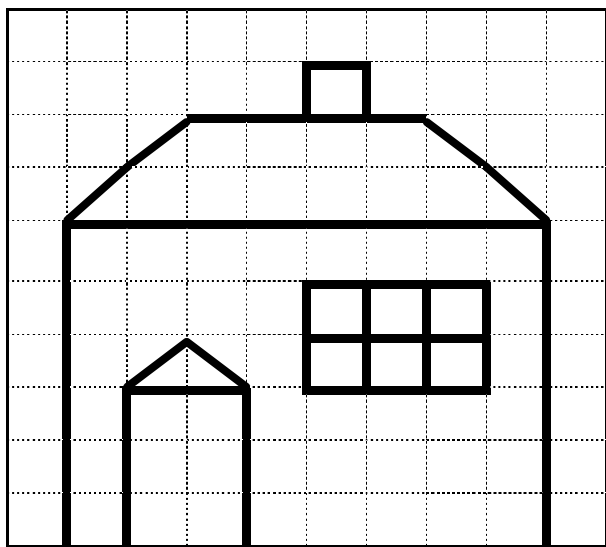
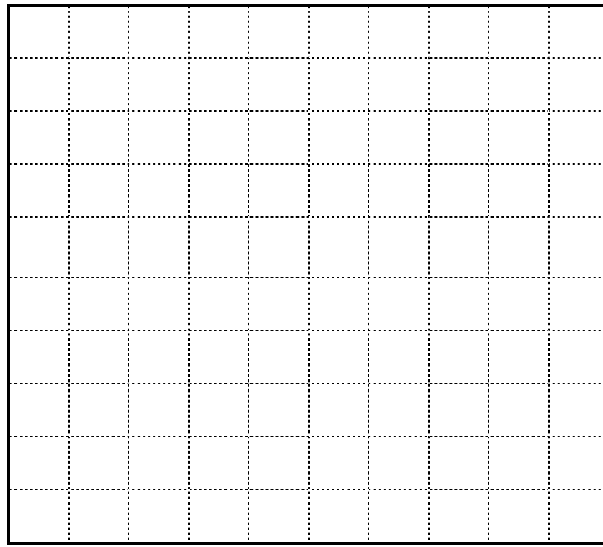
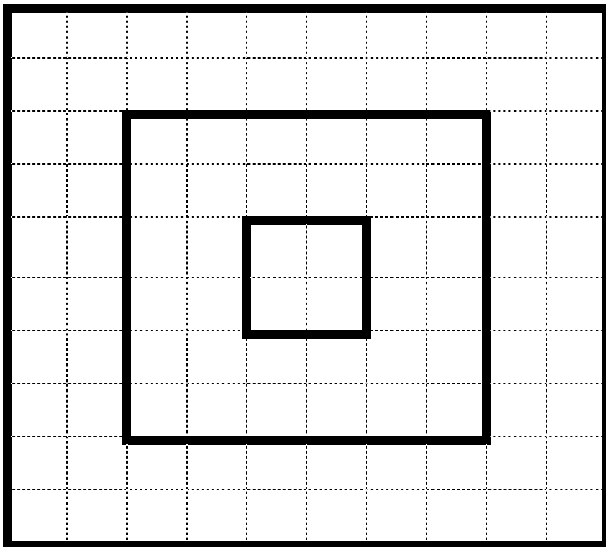
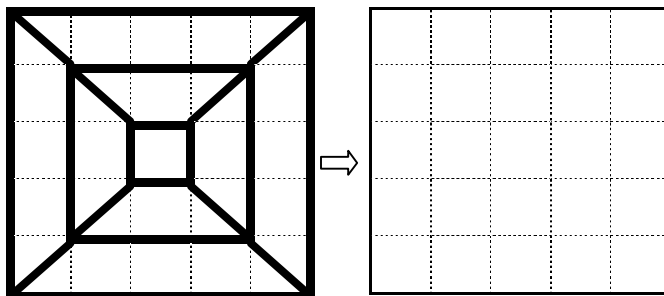
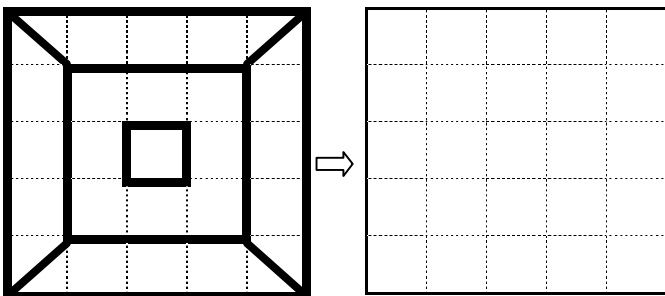
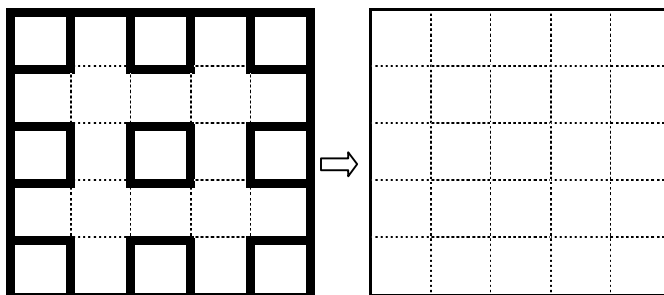
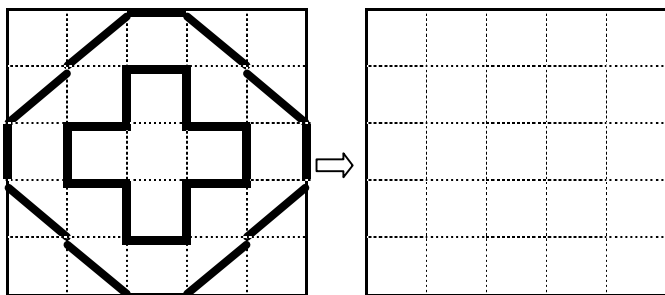
Prénom : .....

Date : .....

1 2 3 4  
A  
B  
C  
D  
**REPRODUIRE**

# REPRODUIRE (04)

- Reproduis les figures suivantes :



	<h1 style="margin: 0;">LES OPÉRATIONS</h1> <p style="margin: 0;">(07)</p>
---	---







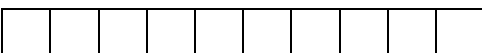
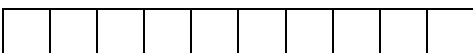
• Entoure le bon résultat :

<u>8 + 1</u>	<u>8 - 1</u>	<u>7 + 2</u>	<u>9 - 3</u>	<u>6 + 4</u>
8	8	8	5	10
<b>9</b>	9	9	3	9
10	<b>7</b>	10	6	8
<u>5 + 5</u>	<u>5 - 5</u>	<u>7 + 3</u>	<u>8 - 0</u>	<u>1 + 9</u>
5	0	10	8	8
10	5	9	9	10
15	10	8	10	19

• Entoure la bonne opération :

<u>8</u>	<u>8</u>	<u>8</u>	<u>8</u>	<u>8</u>
1 + 5	10 - 3	5 - 5	7 + 1	10 - 1
2 + 5	10 - 2	10 - 5	1 + 6	9 - 1
3 + 5	10 - 4	4 + 4	7 - 1	5 + 5
<u>10</u>	<u>10</u>	<u>10</u>	<u>10</u>	<u>10</u>
6 + 3	9 + 1	4 + 2 + 3	2 + 4 + 2	10 - 5
5 + 4	8 + 1	1 + 4 + 4	4 + 2 + 4	15 - 5
4 + 6	7 + 2	3 + 7 + 0	3 + 2 + 3	20 - 5

• Complète suivant les exemples :

 $3 + 6 = 9$	$\begin{array}{r} 3 \\ + 6 \\ \hline 9 \end{array}$	 $10 - 7 = 3$	$\begin{array}{r} 10 \\ - 7 \\ \hline 3 \end{array}$
 $2 + 8 = \dots$	$\begin{array}{r} 2 \\ + \dots \\ \hline \dots \end{array}$	 $10 - 8 = \dots$	$\begin{array}{r} \dots \\ - 8 \\ \hline \dots \end{array}$
 $6 + \dots = 10$	$\begin{array}{r} 6 \\ + \dots \\ \hline \dots \end{array}$	 $10 - \dots = 1$	$\begin{array}{r} \dots \\ - \dots \\ \hline \dots \end{array}$
 $1 + \dots = 10$	$\begin{array}{r} 1 \\ + \dots \\ \hline \dots \end{array}$	 $10 - \dots = 9$	$\begin{array}{r} \dots \\ - \dots \\ \hline \dots \end{array}$

# ÉCRITURE



# Des mots (05)

1./ Recopie ces lettres en minuscules :

f

\_\_\_\_\_

\_\_\_\_\_

\_\_\_\_\_

h

\_\_\_\_\_

\_\_\_\_\_

\_\_\_\_\_

k

\_\_\_\_\_

\_\_\_\_\_

\_\_\_\_\_

q

\_\_\_\_\_

\_\_\_\_\_

\_\_\_\_\_

x

\_\_\_\_\_

\_\_\_\_\_

\_\_\_\_\_

z

\_\_\_\_\_

\_\_\_\_\_

\_\_\_\_\_

2./ Recopie ces lettres en majuscules :

F

\_\_\_\_\_

\_\_\_\_\_

\_\_\_\_\_

H

\_\_\_\_\_

\_\_\_\_\_

\_\_\_\_\_

K

\_\_\_\_\_

\_\_\_\_\_

\_\_\_\_\_

Q

\_\_\_\_\_

\_\_\_\_\_

\_\_\_\_\_

X

\_\_\_\_\_

\_\_\_\_\_

\_\_\_\_\_

Z

\_\_\_\_\_

\_\_\_\_\_

\_\_\_\_\_

3./ Recopie les mots suivants :

un zébu

\_\_\_\_\_

\_\_\_\_\_

\_\_\_\_\_

\_\_\_\_\_

\_\_\_\_\_

\_\_\_\_\_

du houx

\_\_\_\_\_

\_\_\_\_\_

\_\_\_\_\_

\_\_\_\_\_

\_\_\_\_\_

\_\_\_\_\_

fixer

\_\_\_\_\_

\_\_\_\_\_

\_\_\_\_\_

\_\_\_\_\_

\_\_\_\_\_

\_\_\_\_\_

un kayak

\_\_\_\_\_

\_\_\_\_\_

\_\_\_\_\_

\_\_\_\_\_

\_\_\_\_\_

\_\_\_\_\_

Prénom : .....

Date : .....

# ÉCRITURE



# Des mots (06)

- Recopie les mots suivants en respectant les différentes écritures :

En lettres capitales :

UNE BOBINE

UN DOMINO

UN GARAGE

En lettres manuscrites :

*une banane*

*des cerises*

*un matelas*



En lettres capitales :

UN LAVABO

UNE PÉDALE

UNE GIRAFE

En lettres manuscrites :

*un manège*

*une pelote*

*une salade*

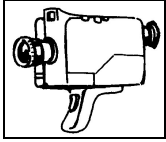
Prénom : .....

Date : .....



**LECTURE**

# Des IMAGES et des MOTS (08)



- Entoure chaque mot que tu sais lire, relie-les au dessin. Puis recopie chaque mot sous le dessin :



une corde  
un harmonica



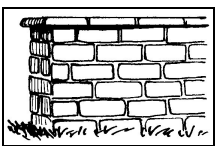
une caméra  
un flûte



du fromage  
une caravane




une télévision  
une fusée



une plume  
un pull



un vase  
un mur



un puits  
un ordinateur



Prénom : .....

Date : .....

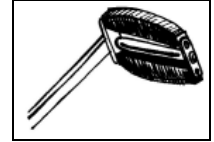
**LECTURE**

# Des IMAGES et des MOTS (09)

- Entoure chaque mot que tu sais lire, relie-les au dessin. Puis recopie chaque mot sous le dessin :



une tomate



un panier



une pédale



une pelote



une poule




une boule




une bague



une barque



une gazelle



une trompette



des jumelles



un verre



une sucette



une pelle




**LECTURE**

**Des LETTRES et des MOTS** (09)


1./ Complète avec « b » ou « d » :



une a.....eille



un ra.....is



un or.....inateur



un hi.....ou



un .....outon



un in.....ien



la .....ouche



la .....ouche


2./ Complète avec « c », « k » ou « qu » (tu peux utiliser un dictionnaire) :




un é.....ureuil



de la musi.....e



un .....ahier



un .....angourou



un bri.....et



un sa.....

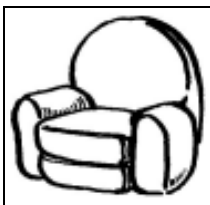


un mas.....e



une .....as.....ette

3./ Complète avec « f » ou « v » :



un .....auteuil




un a.....ion



un la.....abo




des mou.....les




un che.....al



une in.....irmière



une ca.....etière



une chè.....re


Prénom : .....

Date : .....

**LECTURE**


# Des SYLLABES et des MOTS (02)

- Remets les syllabes dans le bon ordre :




ar bre

un .....




bar be

une .....




do nos mi

des .....




ta re gui

une .....



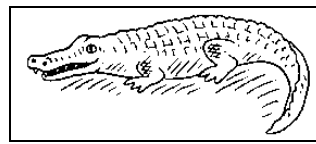
mi che née

une .....




ci gne go

une .....




co cro le di

un .....




gou rou kan

un .....




tu voi re

une .....



di na teur or

un .....




ge nè ma

un .....




me fan tô

un .....




re dai ma dro

un .....



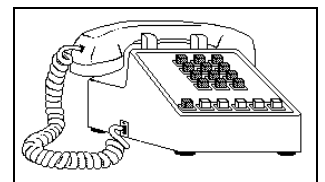
mo lo co ve ti

une .....



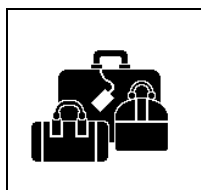
ta lon pan

un .....




ne pho lé té

un .....



ges ga ba

des .....



ra pa te chu

un .....



mi mar te

une .....



ca va ne ra

une .....


Prénom : .....

Date : .....

LECTURE


# Des SYLLABES et des MOTS <sup>(03)</sup>

- Remets les syllabes dans le bon ordre :




moi re ar

une .....




ble ta car

un .....




née mi che

une .....




te ma to

une .....



re tu voi

une .....



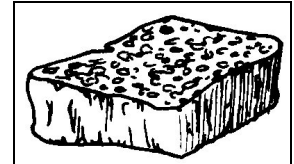
va la bo

un .....




ti tar ne

une .....




é ge pon

une .....




no mi do

un .....




re pein tu

la .....




mon gne ta

une .....



nè ge ma

un .....



pan lon ta

un .....




fan me tô

un .....



le toi é

une .....




cho co lat

du .....




va ra ca ne

une .....




ne na ba

une .....



na teur or di

un .....



tu con fi re

une .....